



association of
consulting and
engineering

Building Code Clause(s) B1

PRODUCER STATEMENT – PS1 – DESIGN

ISSUED BY: MONKEYTOE LTD
(Design Firm)

TO: VARIOUS
(Owner/Developer)

TO BE SUPPLIED TO: CONSENTING AUTHORITY
(Building Consent Authority)

IN RESPECT OF: CONDENSER UNIT MOUNTING FRAMES
(Description of Building Work)

AT: VARIOUS LOCATIONS (WITH SOME EXCLUSIONS AS DETAILED IN THE ATTACHED SCHEDULE
(Address)

Town/City: **LOT** **DP** **SO**
(Address)

We have been engaged by the owner/developer referred to above to provide:

.....
(Extent of Engagement)

services in respect of the requirements of Clause(s) B1 of the Building Code for:

All or Part only (as specified in the attachment to this statement), of the proposed building work.

The design carried out by us has been prepared in accordance with:

Compliance Documents issued by the Ministry of Business, Innovation & Employment B1/VM1or
(verification method/acceptable solution)

Alternative solution as per the attached schedule.....

The proposed building work covered by this producer statement is described on the drawings titled:

AS DETAILED IN THE ATTACHED SCHEDULEand numbered;
together with the specification, and other documents set out in the schedule attached to this statement.

On behalf of the Design Firm, and subject to:

- (i) Site verification of the following design assumptions Verification of the existing structure
- (ii) All proprietary products meeting their performance specification requirements;

I believe on reasonable grounds that a) the building, if constructed in accordance with the drawings, specifications, and other documents provided or listed in the attached schedule, will comply with the relevant provisions of the Building Code and that b), the persons who have undertaken the design have the necessary competency to do so. I also recommend the following level of construction monitoring/observation:


CM1 CM2 CM3 CM4 CM5 (Engineering Categories)

I, ROWAN NEVILLE am: CPEng # 1152668
(Name of Design Professional)

I am a member of: Engineering New Zealand and hold the following qualifications: CMEngNZ, CPEng.....

The Design Firm issuing this statement holds a current policy of Professional Indemnity Insurance no less than \$200,000*.

The Design Firm is a member of ACE New Zealand:

SIGNED BY ROWAN NEVILLE (Signature) 
(Name of Design Professional)

ON BEHALF OF MONKEYTOE LTD Date: 17/07/2024
(Design Firm)

Note: This statement shall only be relied upon by the Building Consent Authority named above. Liability under this statement accrues to the Design Firm only. The total maximum amount of damages payable arising from this statement and all other statements provided to the Building Consent Authority in relation to this building work, whether in contract, tort or otherwise (including negligence), is limited to the sum of \$200,000.*

This form is to accompany **Form 2 of the Building (Forms) Regulations 2004** for the application of a Building Consent.
THIS FORM AND ITS CONDITIONS ARE COPYRIGHT TO ACE NEW ZEALAND AND ENGINEERING NEW ZEALAND

Schedule

This certification covers the condenser unit frames up to the existing structure; verification of the existing structure is to be completed by others.

This design and certification exclude the following locations:

- Offshore locations about the North and South Islands of New Zealand
- Springs Junction
- Hanmer Springs
- Harihari
- Hokitika
- Fox Glacier
- Franz Josef Glacier
- Otira
- Arthurs Pass
- Milford Sound

Reference Drawings:

- CM01-AU-1 - 120kg Top Fix Condenser Mount - AU
- CM01-NZ-1 - 120kg Top Fix Condenser Mount - NZ
- CM02-AU-1 - 200kg Top Fix Condenser Mount - AU
- CM02-NZ-1 - 200kg Top Fix Condenser Mount - NZ
- CM03-AU-1 - 300kg Top Fix Condenser Mount - AU
- CM03-NZ-1 - 300kg Top Fix Condenser Mount - NZ
- CM05-AU-1 - 500kg Top Fix Condenser Mount - AU
- CM05-NZ-1 - 500kg Top Fix Condenser Mount - NZ
- CM10-AU-1 - 1000kg Top Fix Condenser Mount - AU
- CM10-NZ-1 - 1000kg Top Fix Condenser Mount - NZ

Reference Calculations:

- 21-794-0

CONFIGURATIONS		
CODE	MAX. PURLIN SPACING	MAX. ROOF PITCH
CM01.12.1	1200mm	6°
CM01.12.3		13°
CM01.12.6	1800mm	28°
CM01.18.1		4°
CM01.18.3	1800mm	9°
CM01.18.6		18°
CM01.24.1	2400mm	3°
CM01.24.3		6°
CM01.24.6		13°

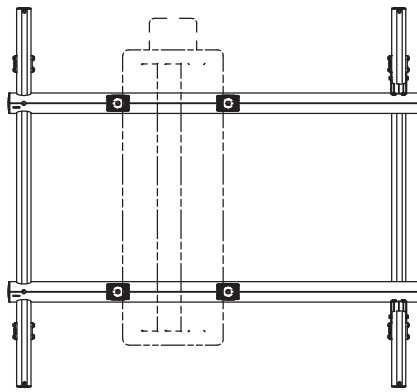
WIND REGIONS A0-5:

MAX. UNBRACED UNIT HEIGHT = 1250mm*
 MAX. BRACED UNIT HEIGHT = 1430mm

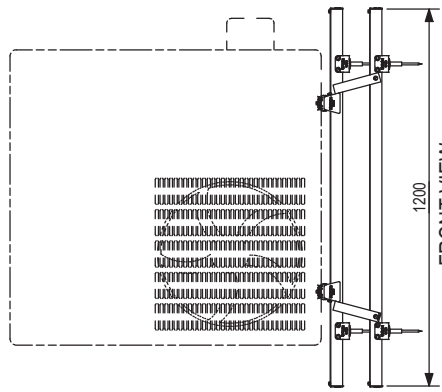
WIND REGIONS B1 & B2:

MAX. UNBRACED UNIT HEIGHT = 1000mm*
 (ALL PURLIN SPACINGS)
 MAX. BRACED UNIT HEIGHT = 1430mm
 (1200mm PURLIN SPACING)
 MAX. BRACED UNIT HEIGHT = 1150mm
 (1800mm PURLIN SPACING)
 MAX. BRACED UNIT HEIGHT = 1050mm
 (2400mm PURLIN SPACING)

* REFER TO UNIT MANUFACTURERS BRACING REQUIREMENTS FOR UNITS LESS THAN SPECIFIED HEIGHT.

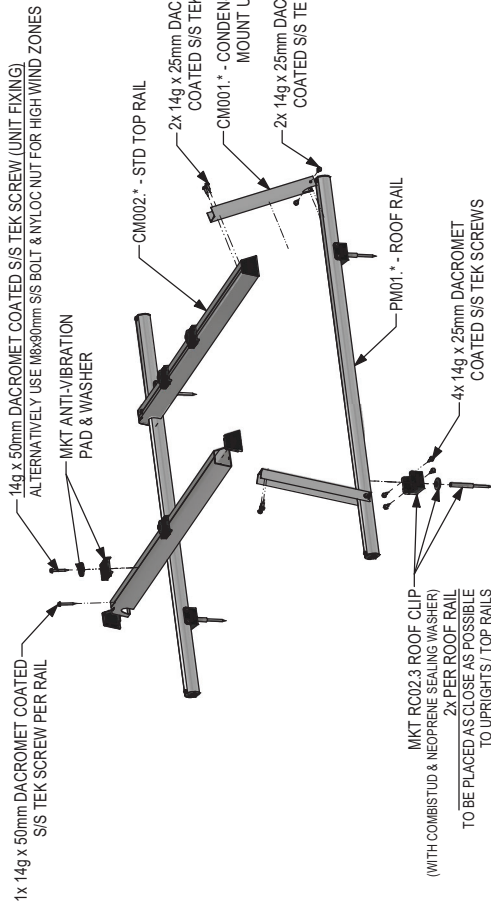


PLAN VIEW

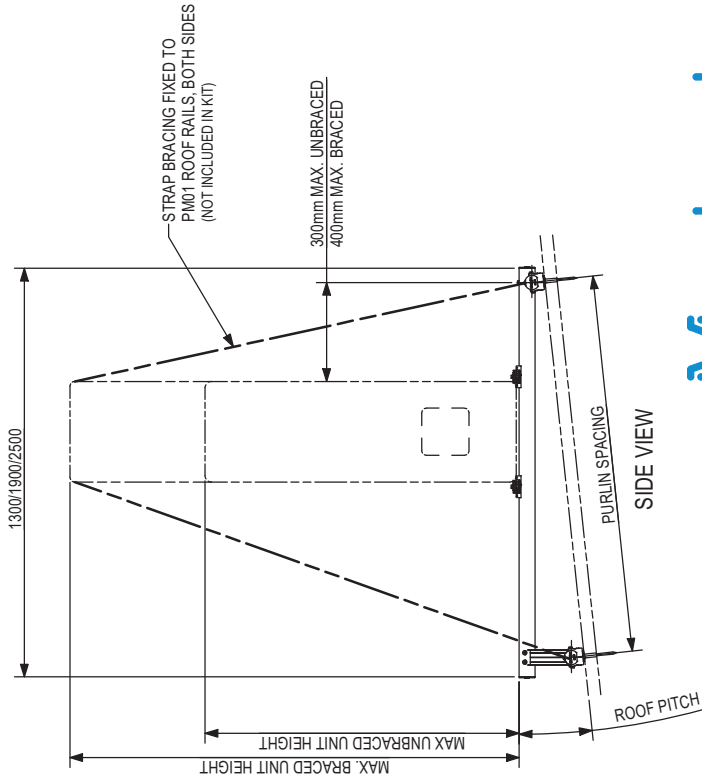


FRONT VIEW

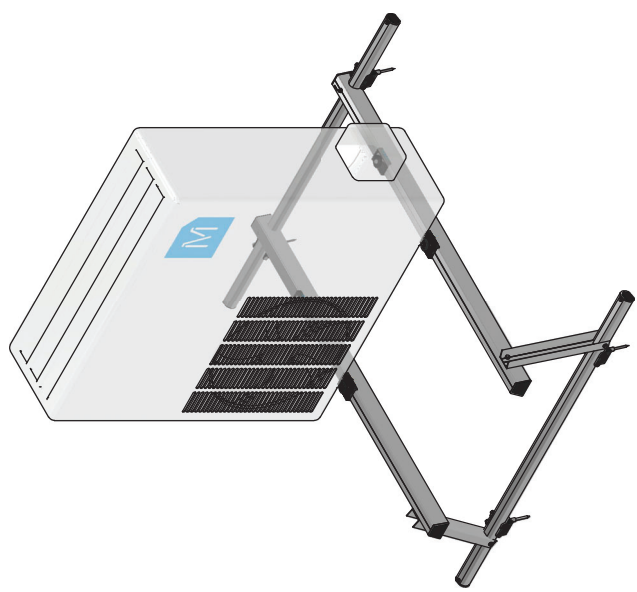
DESIGN CRITERIA:
 IMPORTANCE LEVEL = 2
 SOIL CLASS = C (Worst Case)
 SEISMIC HAZARD FACTOR (Z) ≤ 0.15
 HORIZONTAL SEISMIC ACCELERATION ≤ 0.5G
 WIND REGIONS: A & B
 WIND EXPOSURE: UP TO 30m ABOVE GROUND



PART EXPLODED VIEW



SIDE VIEW



120kg TOP FIX CONDENSER MOUNT	
MONKEYTOE GROUP	
DWG No: CM01-AU-1	03/05/2022
	SHEET 1 OF 1
DO NOT SCALE	SCALE: NTS
	REV: 1
	DIMENSIONS IN MILLIMETERS

MonkeyToe

EVERYTHING BETTER
 1800 875 808 - www.monkeytoe.com.au

CONFIGURATIONS		
CODE	MAX. PURLIN SPACING	MAX. ROOF PITCH
CM01.12.1	1200mm	6°
CM01.12.3		13°
CM01.12.6	1800mm	28°
CM01.18.1		4°
CM01.18.3	1800mm	9°
CM01.18.6		18°
CM01.24.1	2400mm	3°
CM01.24.3		6°
CM01.24.6		13°

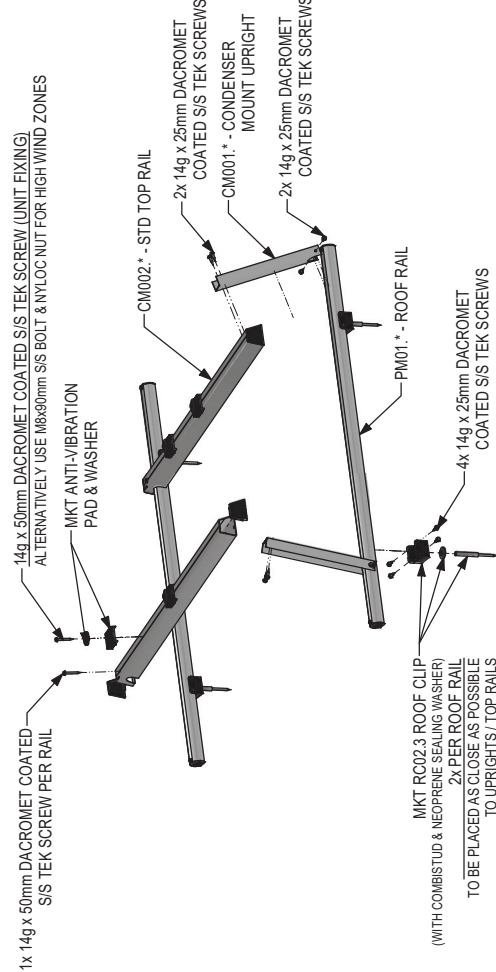
WIND REGIONS NZ1 & NZ2:

MAX. UNBRACED UNIT HEIGHT = 1250mm*
 MAX. BRACED UNIT HEIGHT = 1430mm

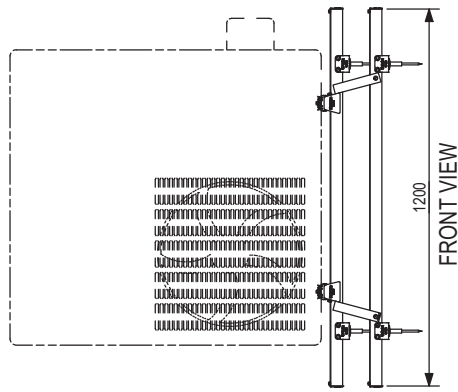
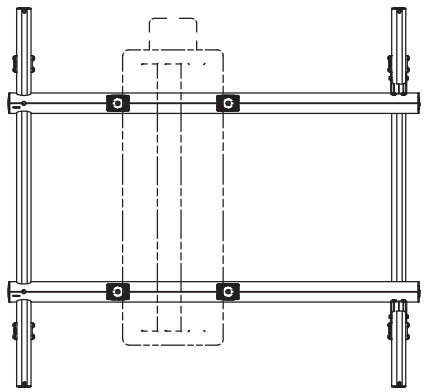
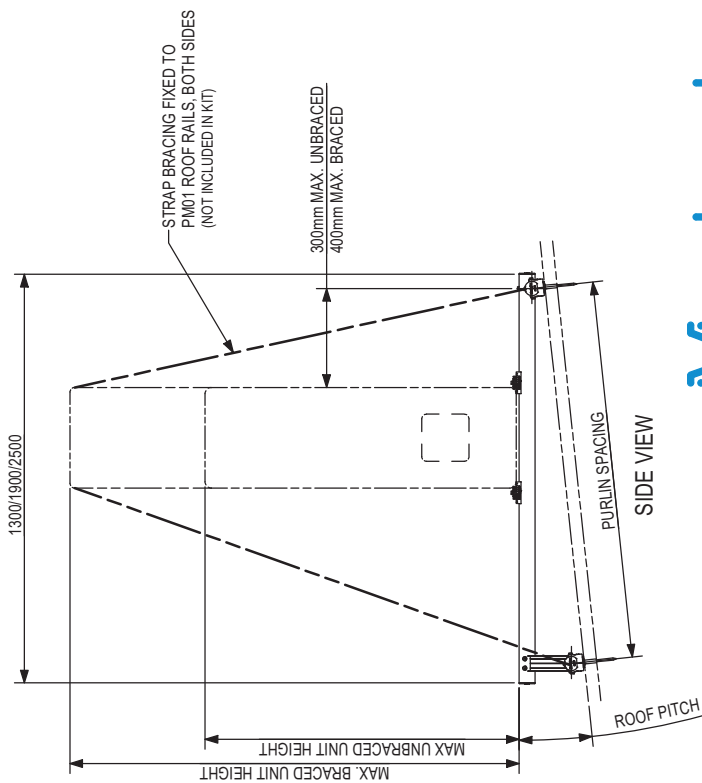
WIND REGIONS NZ3 & NZ4:

MAX. UNBRACED UNIT HEIGHT = 1000mm*
 (ALL PURLIN SPACINGS)
 MAX. BRACED UNIT HEIGHT = 1430mm
 (1200mm PURLIN SPACING)
 MAX. BRACED UNIT HEIGHT = 1350mm
 (1800mm PURLIN SPACING)
 MAX. BRACED UNIT HEIGHT = 1300mm
 (2400mm PURLIN SPACING)

* REFER TO UNIT MANUFACTURERS BRACING REQUIREMENTS FOR UNITS LESS THAN SPECIFIED HEIGHT.

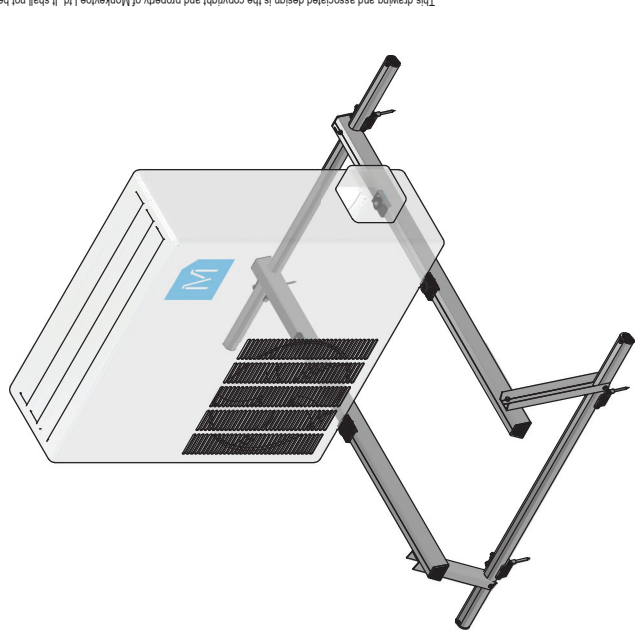


PART EXPLODED VIEW



DESIGN CRITERIA:

IMPORTANCE LEVEL = 2
 SOIL CLASS = C (Worst Case)
 SEISMIC HAZARD FACTOR (Z) ≤ 0.42
 HORIZONTAL SEISMIC ACCELERATION ≤ 2.2G
 WIND REGIONS: NZ1 - 4
 WIND EXPOSURE: UP TO 30m ABOVE GROUND



120kg TOP FIX CONDENSER MOUNT	
MONKEYTOE GROUP	
DWG No: CM01-NZ-1	03/05/2022
	SHEET 1 OF 1
DO NOT SCALE	SCALE: NTS
	REV: 1
	DIMENSIONS IN MILLIMETERS

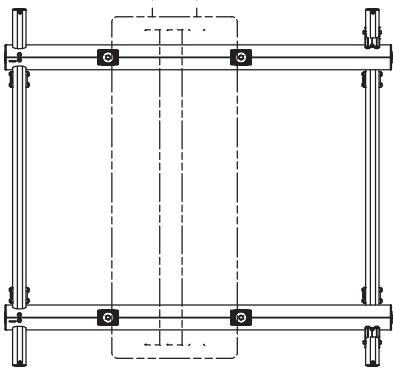
MonkeyToe

EVERYTHING BETTER
 0800 658 637 - www.monkeytoe.co.nz

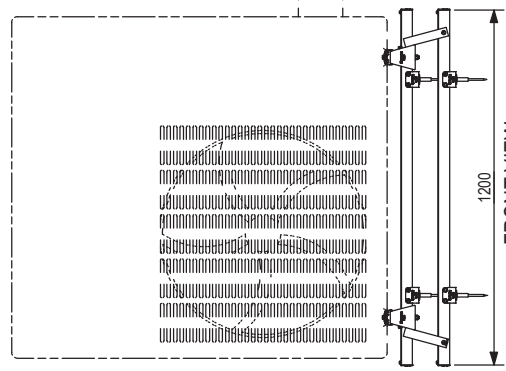
1 | 2 | 3 | 4 | 5 | 6 | 7 | 8

**FOR SPLIT STYLE UNITS ONLY
NOT SUITABLE FOR VRF UNITS.**

CONFIGURATIONS		
CODE	MAX. PURLIN SPACING	MAX. ROOF PITCH
CM02.12.1	1200mm	6°
CM02.12.3	1200mm	13°
CM02.12.6	1200mm	28°
CM02.18.1	1800mm	4°
CM02.18.3		9°
CM02.18.6	2400mm	18°
CM02.24.1		3°
CM02.24.3		6°
CM02.24.6	13°	



PLAN VIEW

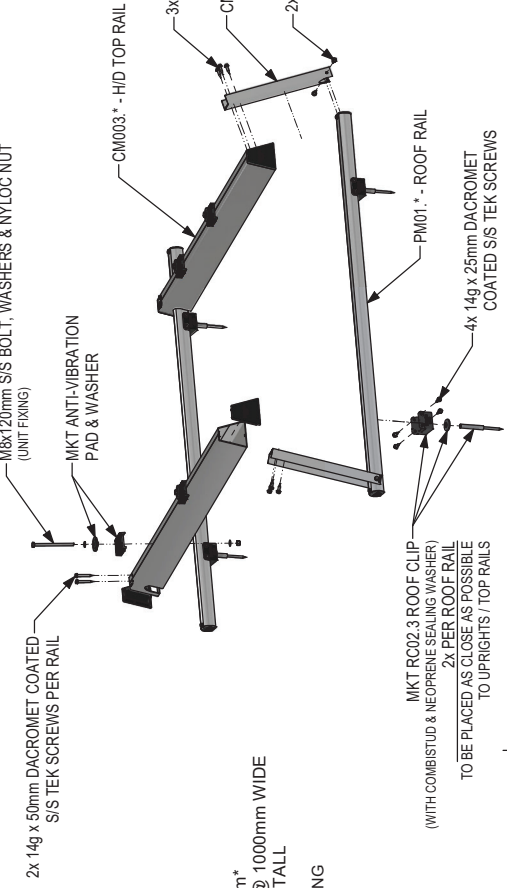


FRONT VIEW

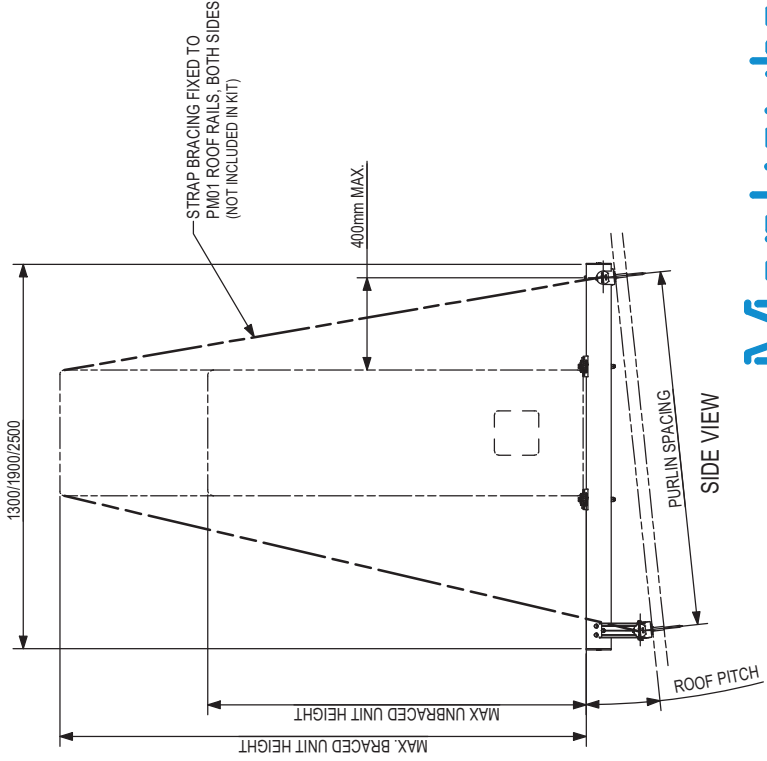
DESIGN CRITERIA:
 IMPORTANCE LEVEL = 2
 SOIL CLASS = C (Worst Case)
 SEISMIC HAZARD FACTOR (Z) ≤ 0.15
 HORIZONTAL SEISMIC ACCELERATION ≤ 0.5G
 WIND REGIONS: A & B
 WIND EXPOSURE: UP TO 30m ABOVE GROUND

WIND REGIONS A0-5 & B1-2:
 MAX. UNBRACED UNIT HEIGHT = 1400mm*
 MAX. BRACED UNIT HEIGHT = 1600mm @ 1000mm WIDE
 MAX. UNIT WIDTH = 1350mm @ 1400mm TALL

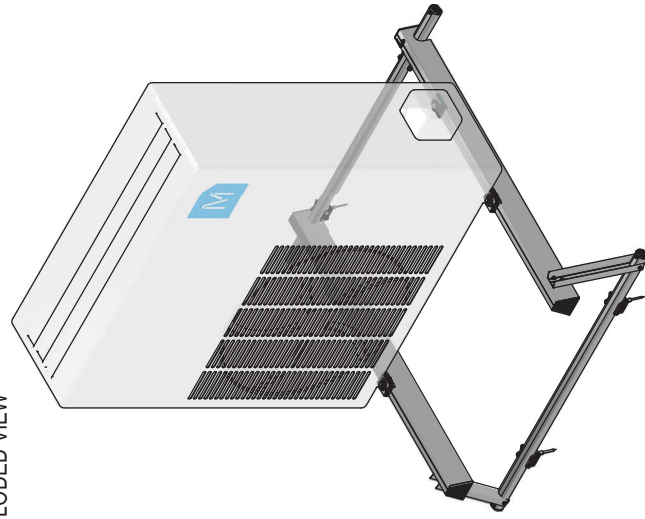
* REFER TO UNIT MANUFACTURERS BRACING REQUIREMENTS FOR UNITS LESS THAN SPECIFIED HEIGHT.



PART EXPLODED VIEW



SIDE VIEW



200kg TOP FIX CONDENSER MOUNT	
MONKEYTOE GROUP	
DWG No: CM02-AU-1	03/05/2022
SHEET 1 OF 1	A3
SCALE: NTS	REV: 1
DO NOT SCALE	
DIMENSIONS IN MILLIMETERS	

Monkeytoe

EVERYTHING BETTER
 1800 875 808 - www.monkeytoe.com.au

This drawing and associated design is the copyright and property of Monkeytoe Ltd. It shall not be used for any purpose or project, without prior written consent other than that designated by Monkeytoe Ltd.

1 | 2 | 3 | 4 | 5 | 6 | 7 | 8

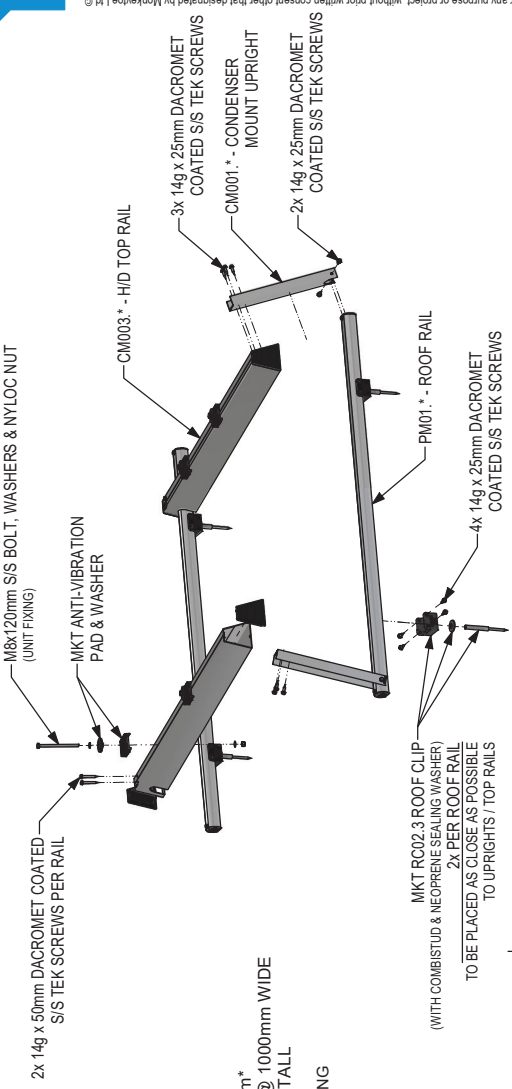
**FOR SPLIT STYLE UNITS ONLY
NOT SUITABLE FOR VRF UNITS.**

CONFIGURATIONS		
CODE	MAX. PURLIN SPACING	MAX. ROOF PITCH
CM02.12.1	1200mm	6°
CM02.12.3	1200mm	13°
CM02.12.6	1200mm	28°
CM02.18.1	1800mm	4°
CM02.18.3		9°
CM02.18.6	2400mm	18°
CM02.24.1		3°
CM02.24.3		6°
CM02.24.6	13°	

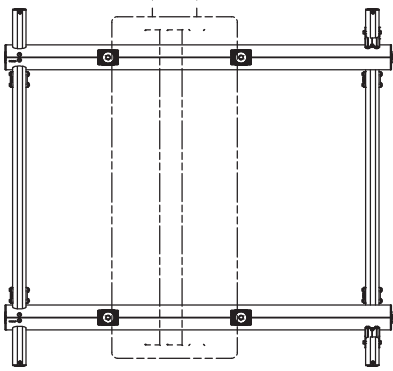
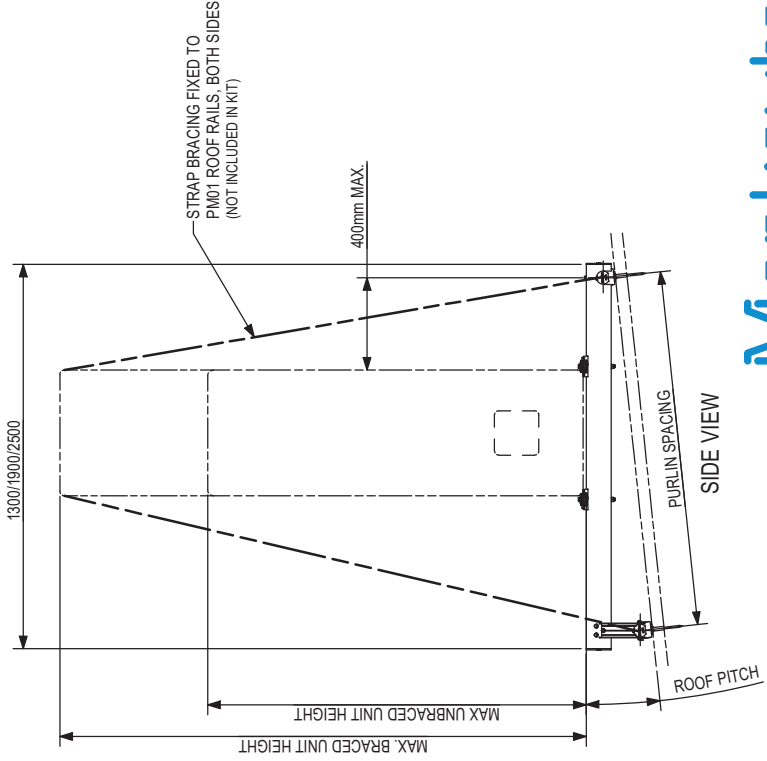

WIND REGIONS NZ1 TO NZ4:

MAX. UNBRACED UNIT HEIGHT = 1400mm*
 MAX. BRACED UNIT HEIGHT = 1600mm @ 1000mm WIDE
 MAX. UNIT WIDTH = 1350mm @ 1400mm TALL

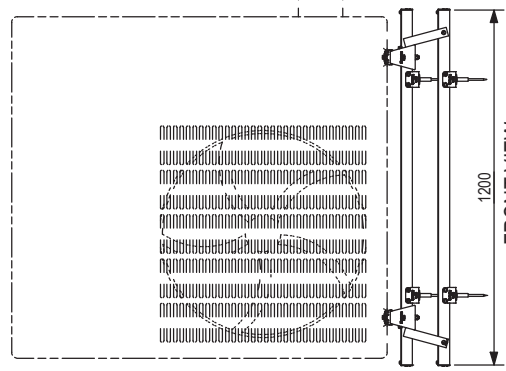
* REFER TO UNIT MANUFACTURERS BRACING REQUIREMENTS FOR UNITS LESS THAN SPECIFIED HEIGHT.



PART EXPLODED VIEW



PLAN VIEW



FRONT VIEW

DESIGN CRITERIA:

- IMPORTANCE LEVEL = 2
- SOIL CLASS = C (Worst Case)
- SEISMIC HAZARD FACTOR (Z) ≤ 0.42
- HORIZONTAL SEISMIC ACCELERATION ≤ 2.2G
- WIND REGIONS: NZ1 - 4
- WIND EXPOSURE: UP TO 30m ABOVE GROUND

200kg TOP FIX CONDENSER MOUNT	
MONKEYTOE GROUP	
DWG No: CM02-NZ-1	03/05/2022
SHEET 1 OF 1	A3
SCALE: NTS	REV: 1
DO NOT SCALE	
DIMENSIONS IN MILLIMETERS	



EVERYTHING BETTER
 0800 658 637 - www.monkeytoe.co.nz

This drawing and associated design is the copyright and property of Monkeytoe Ltd. It shall not be used for any purpose or project, without prior written consent other than that designated by Monkeytoe Ltd.

CONFIGURATIONS		
CODE	MAX. PURLIN SPACING	MAX. ROOF PITCH
CM03.12.1	1200mm	6°
CM03.12.3	1200mm	13°
CM03.12.6	1200mm	28°
CM03.18.1	1800mm	4°
CM03.18.3		9°
CM03.18.6		18°
CM03.24.1	2400mm	3°
CM03.24.3		6°
CM03.24.6		13°

WIND REGIONS A0-5:
SPLIT STYLE UNITS:
 MAX. UNBRACED UNIT HEIGHT = 1400mm*
 MAX. BRACED UNIT HEIGHT = 1700mm @ 1100mm WIDE
 MAX. UNIT WIDTH = 1400mm @ 1500mm TALL
 MAX. UNIT WIDTH = 1900mm @ 1350mm TALL

VRF UNITS:
 SUITABLE FOR VRF UNITS ON 1200 & 1800mm PURLIN SPACINGS ONLY. BRACING REQUIRED FOR ALL VRF UNITS ON 1800mm PURLINS.

MAX. UNIT HEIGHT = 1850mm*
 MAX. UNIT WIDTH = 1210mm
 MAX. UNIT DEPTH = 1000mm

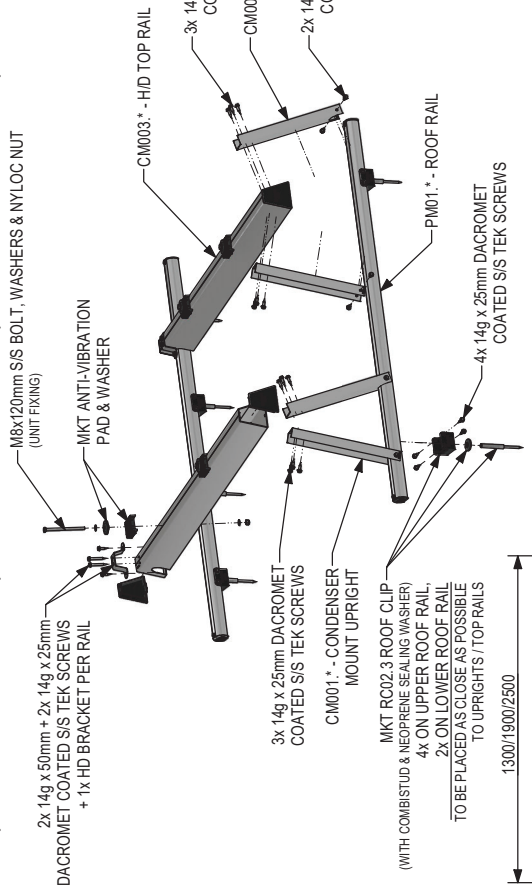
WIND REGIONS B1 & B2:
SPLIT STYLE UNITS:
 MAX. UNBRACED UNIT HEIGHT = 1400mm*
 MAX. BRACED UNIT HEIGHT = 1700mm @ 1100mm WIDE
 MAX. UNIT WIDTH = 1400mm @ 1400mm TALL
 MAX. UNIT WIDTH = 1700mm @ 1200mm TALL

VRF UNITS:
 SUITABLE FOR VRF UNITS ON 1200 & 1800mm PURLIN SPACINGS ONLY. BRACING REQUIRED FOR ALL VRF UNITS ON 1800mm PURLINS.

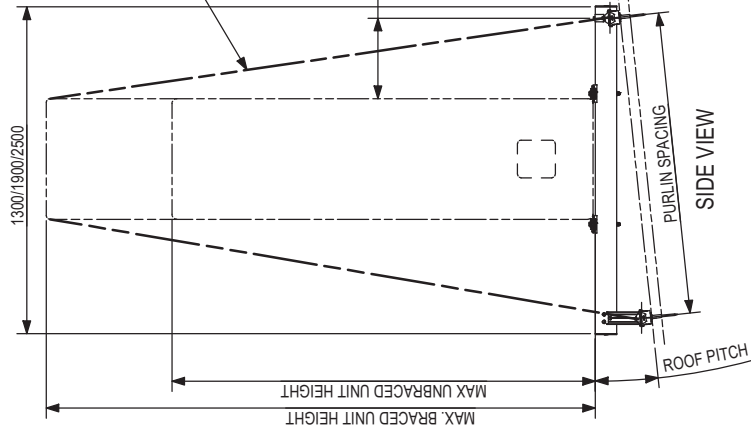
MAX. UNIT HEIGHT = 1850mm*
 MAX. UNIT WIDTH = 1000mm
 MAX. UNIT DEPTH = 1000mm

* REFER TO UNIT MANUFACTURERS BRACING REQUIREMENTS FOR UNITS LESS THAN SPECIFIED HEIGHT.

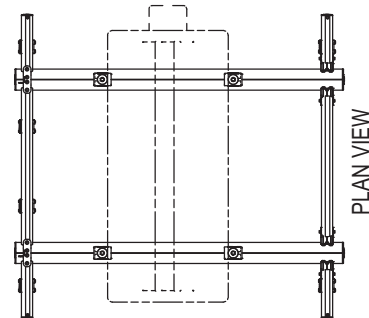
DESIGN CRITERIA:
IMPORTANCE LEVEL = 2
SOIL CLASS = C (Worst Case)
SEISMIC HAZARD FACTOR (Z) ≤ 0.15
HORIZONTAL SEISMIC ACCELERATION ≤ 0.5g
WIND REGIONS: A & B
WIND EXPOSURE: UP TO 30m ABOVE GROUND



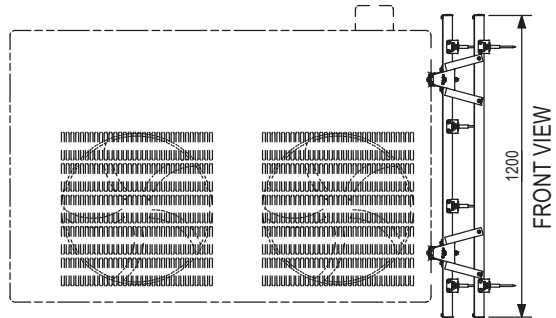
PART EXPLODED VIEW



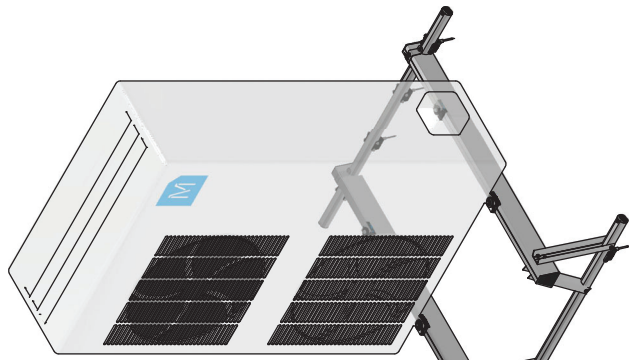
SIDE VIEW



PLAN VIEW



FRONT VIEW



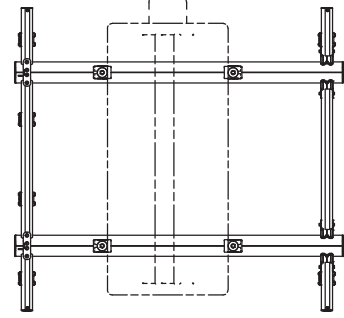
300kg TOP FIX CONDENSER MOUNT	
MONKEYTOE GROUP	
DWG No: CM03-AU-1	03/05/2022
SHEET 1 OF 1	A3
DO NOT SCALE	SCALE: NTS
	REV: 1
DIMENSIONS IN MILLIMETERS	

Monkeytoe

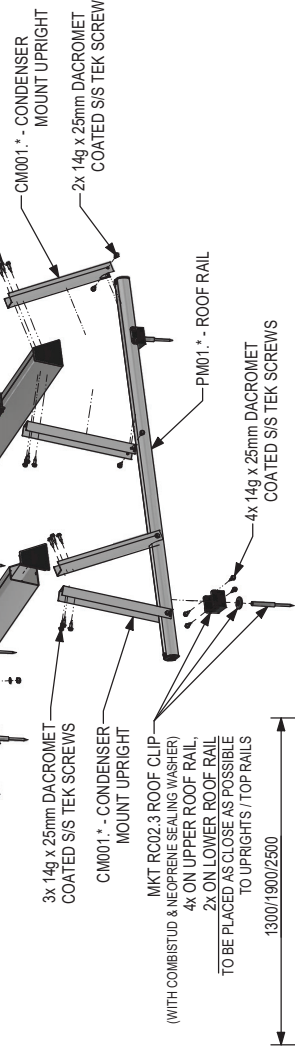
EVERYTHING BETTER
 0800 658 637 - www.monkeytoe.co.nz

CONFIGURATIONS		
CODE	MAX. PURLIN SPACING	MAX. ROOF PITCH
CM03.12.1	1200mm	6°
CM03.12.3		13°
CM03.12.6	1800mm	28°
CM03.18.1		4°
CM03.18.3		9°
CM03.18.6	2400mm	18°
CM03.24.1		3°
CM03.24.3		6°
CM03.24.6		13°

A



PLAN VIEW



PART EXPLODED VIEW

WIND REGIONS NZ1 TO NZ4:
SPLIT STYLE UNITS:
 MAX. UNBRACED UNIT HEIGHT = 1400mm*
 MAX. BRACED UNIT HEIGHT = 1700mm @ 1100mm WIDE
 MAX. UNIT WIDTH = 1400mm @ 1500mm TALL
 MAX. UNIT WIDTH = 1900mm @ 1350mm TALL

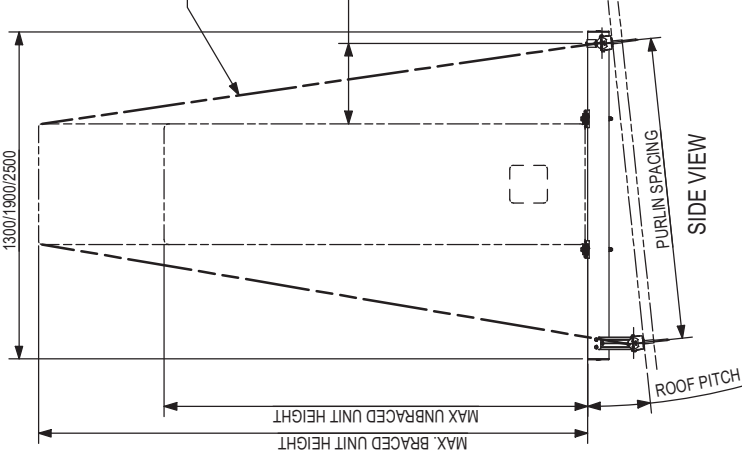
C

VRF UNITS:
 SUITABLE FOR VRF UNITS ON 1200 & 1800mm PURLIN SPACINGS ONLY. BRACING REQUIRED FOR ALL VRF UNITS ON 1800mm PURLINS.

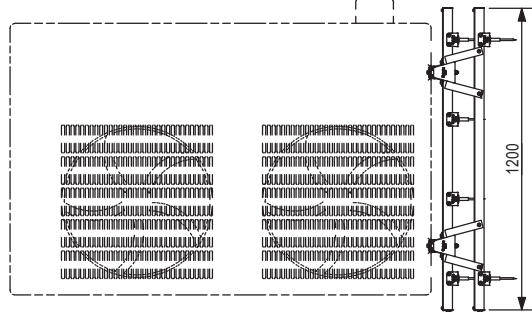
MAX. UNIT HEIGHT = 1850mm*
 MAX. UNIT WIDTH = 1210mm
 MAX. UNIT DEPTH = 1000mm

* REFER TO UNIT MANUFACTURERS BRACING REQUIREMENTS FOR UNITS LESS THAN SPECIFIED HEIGHT.

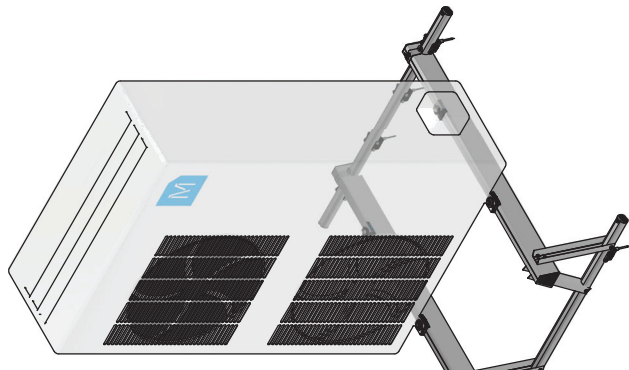
D



SIDE VIEW



FRONT VIEW



300kg TOP FIX CONDENSER MOUNT	
MONKEYTOE GROUP	
DWG No: CM03-NZ-1	03/05/2022
SHEET 1 OF 1	A3
SCALE: NTS	REV: 1
DO NOT SCALE	
DIMENSIONS IN MILLIMETERS	

Monkeytoe

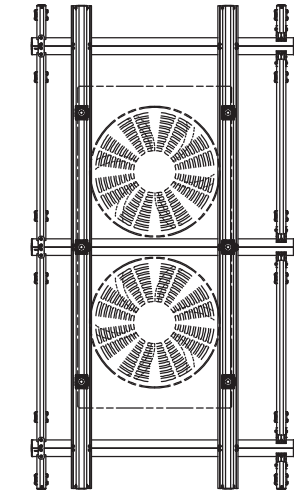
EVERYTHING BETTER
 0800 658 637 - www.monkeytoe.co.nz

DESIGN CRITERIA:
IMPORTANCE LEVEL = 2
SOIL CLASS = C (Worst Case)
SEISMIC HAZARD FACTOR (Z) ≤ 0.42
HORIZONTAL SEISMIC ACCELERATION ≤ 2.2G
WIND REGIONS: NZ1 - 4
WIND EXPOSURE: UP TO 30m ABOVE GROUND

F

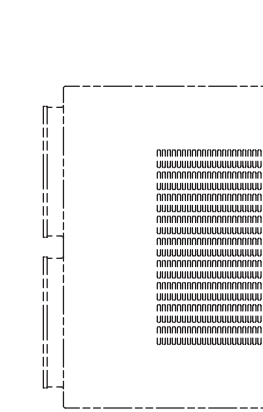
CONFIGURATIONS		
CODE	MAX. PURLIN SPACING	MAX. ROOF PITCH
CM05.12.1	1200mm	6°
CM05.12.3		13°
CM05.12.6		28°
CM05.18.1	1800mm	4°
CM05.18.3		9°
CM05.18.6		18°
CM05.24.1	2400mm	3°
CM05.24.3		6°
CM05.24.6		13°

A



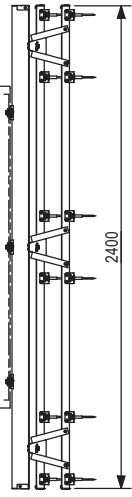
PLAN VIEW

C



FRONT VIEW

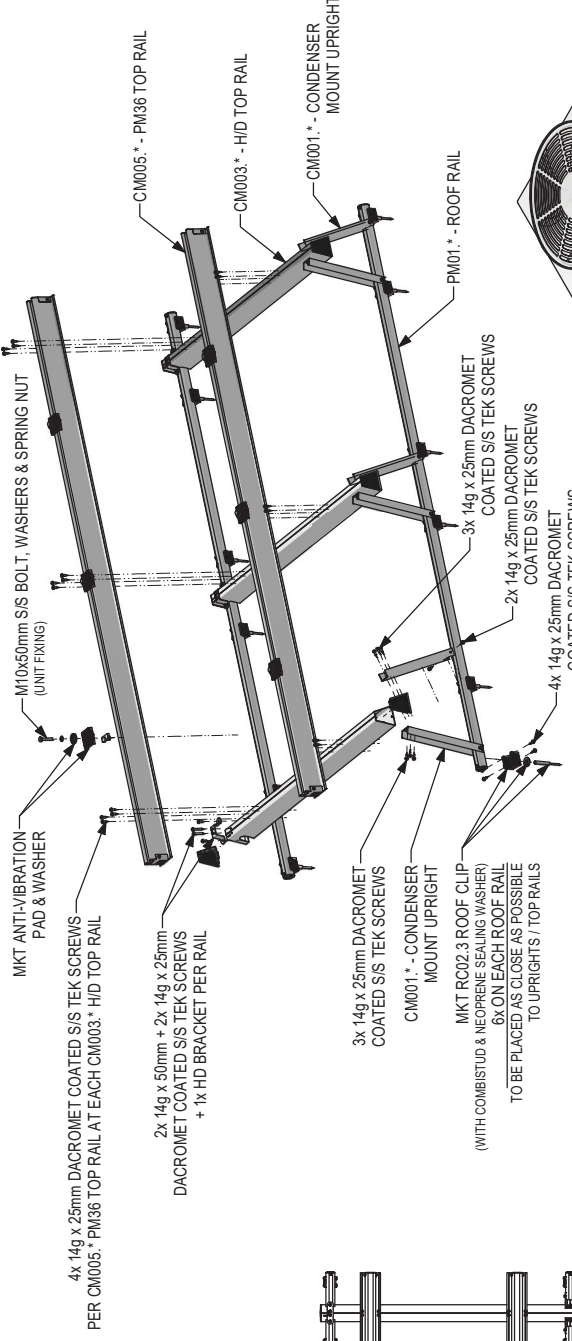
D



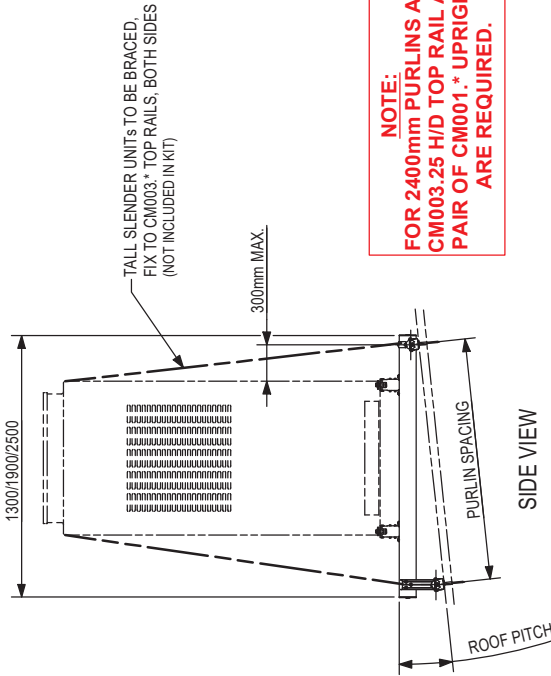
SIDE VIEW

F

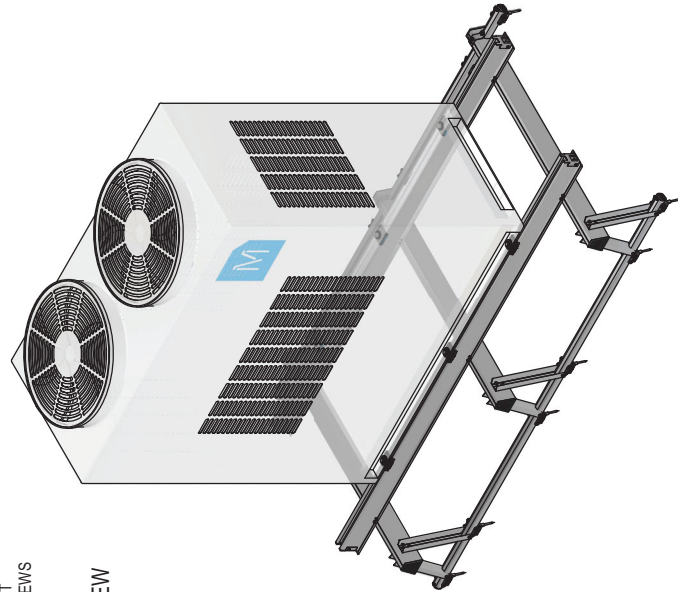
DESIGN CRITERIA:
 IMPORTANCE LEVEL = 2
 SOIL CLASS = C (Worst Case)
 SEISMIC HAZARD FACTOR (Z) ≤ 0.15
 HORIZONTAL SEISMIC ACCELERATION ≤ 0.5G
 WIND REGIONS: A & B
 WIND EXPOSURE: UP TO 30m ABOVE GROUND



PART EXPLODED VIEW



NOTE:
 FOR 2400mm PURLINS A 4th CM003.25 H/D TOP RAIL AND PAIR OF CM001.* UPRIGHTS ARE REQUIRED.



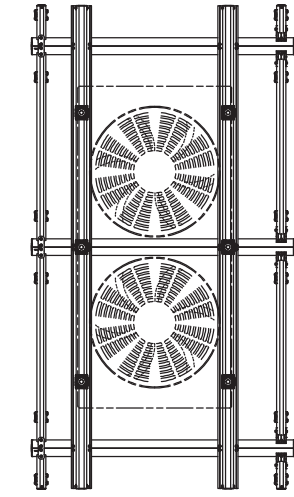
500kg TOP FIX CONDENSER MOUNT	
MONKEYTOE GROUP	
DWG No: CM05-AU-1	03/05/2022
SHEET 1 OF 1	A3
SCALE: NTS	REV: 1
DO NOT SCALE DIMENSIONS IN MILLIMETERS	

Monkeytoe

EVERYTHING BETTER
 1800 875 808 - www.monkeytoe.com.au

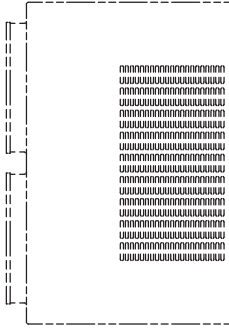
CONFIGURATIONS		
CODE	MAX. PURLIN SPACING	MAX. ROOF PITCH
CM05.12.1	1200mm	6°
CM05.12.3		13°
CM05.12.6		28°
CM05.18.1	1800mm	4°
CM05.18.3		9°
CM05.18.6		18°
CM05.24.1	2400mm	3°
CM05.24.3		6°
CM05.24.6		13°

A



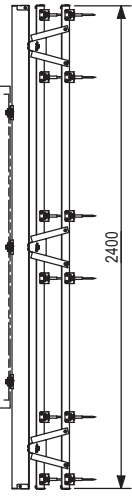
PLAN VIEW

C



FRONT VIEW

D

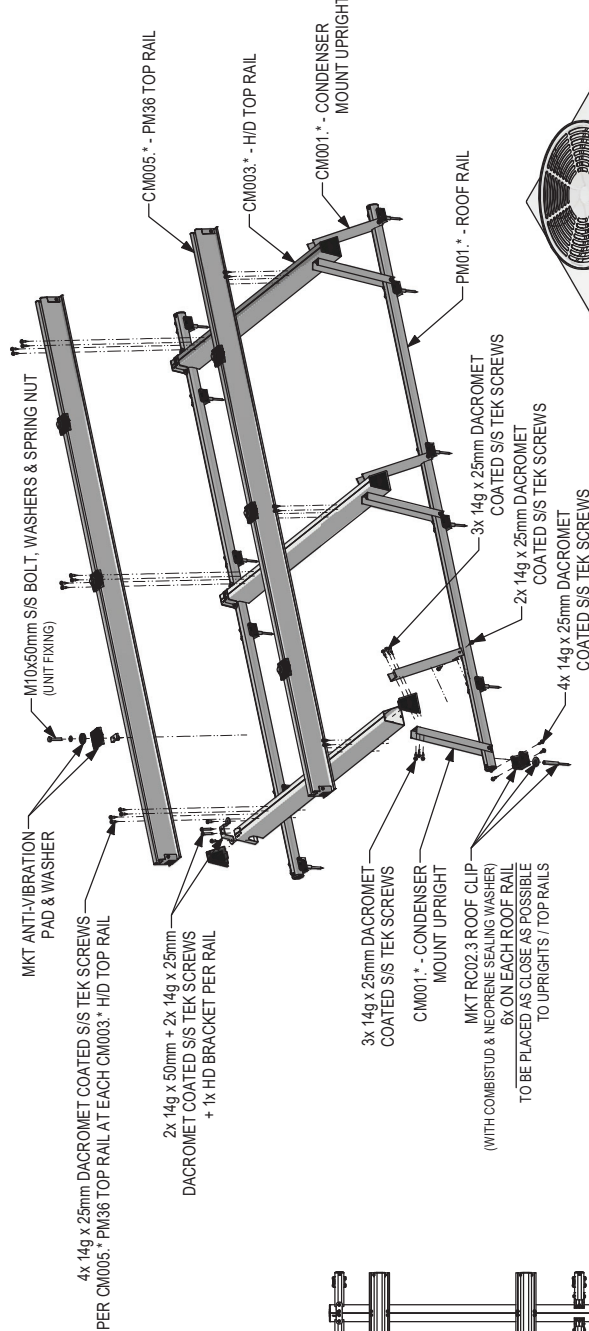


SIDE VIEW

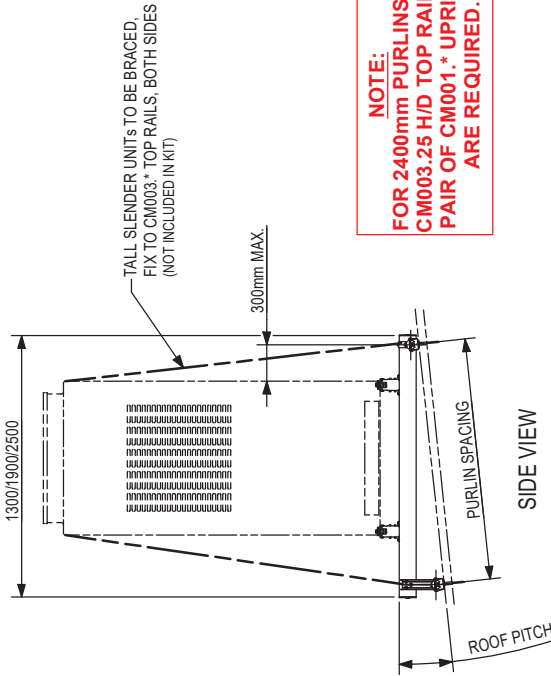
F

DESIGN CRITERIA:
 IMPORTANCE LEVEL = 2
 SOIL CLASS = C (Worst Case)
 SEISMIC HAZARD FACTOR (Z) ≤ 0.42
 HORIZONTAL SEISMIC ACCELERATION ≤ 2.2G
 WIND REGIONS: NZ1 - 4
 WIND EXPOSURE: UP TO 30m ABOVE GROUND

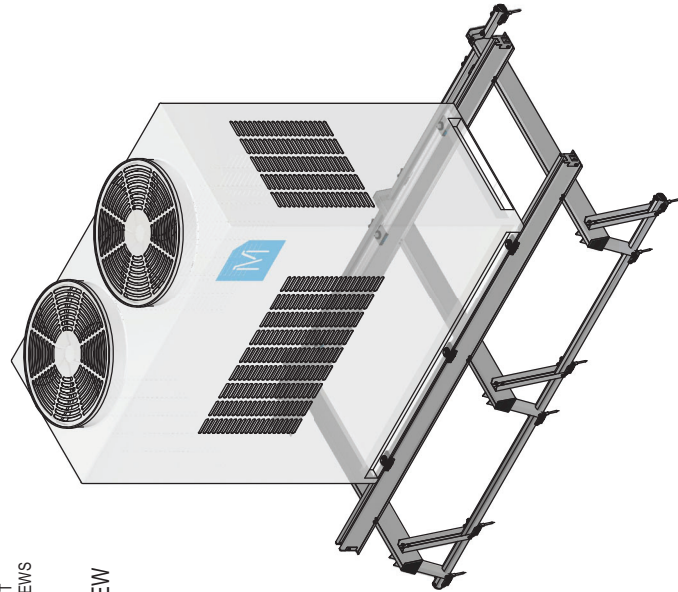
Monkeytoe
 EVERYTHING BETTER
 0800 658 637 - www.monkeytoe.co.nz



PART EXPLODED VIEW



NOTE:
 FOR 2400mm PURLINS A 4th CM003.25 H/D TOP RAIL AND PAIR OF CM001.* UPRIGHTS ARE REQUIRED.




500kg TOP FIX CONDENSER MOUNT	
MONKEYTOE GROUP	
DWG No: CM05-NZ-1	04/05/2022
	SHEET 1 OF 1
DO NOT SCALE	SCALE: NTS
	REV: 1
	DIMENSIONS IN MILLIMETERS

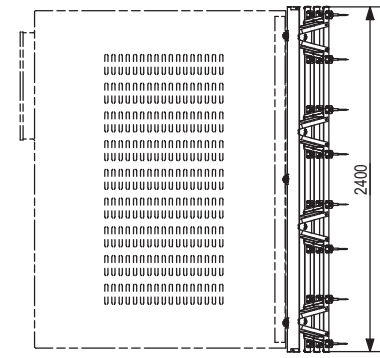
1 | 2 | 3 | 4 | 5 | 6 | 7 | 8

CONFIGURATIONS		
CODE	MAX. PURLIN SPACING	MAX. ROOF PITCH
CM10.30.1	1200mm	3°
CM10.30.3	1500mm	2.5°
	1200mm	6°
CM10.30.6	1500mm	5°
	1200mm	13°
	1500mm	11°

A



PLAN VIEW

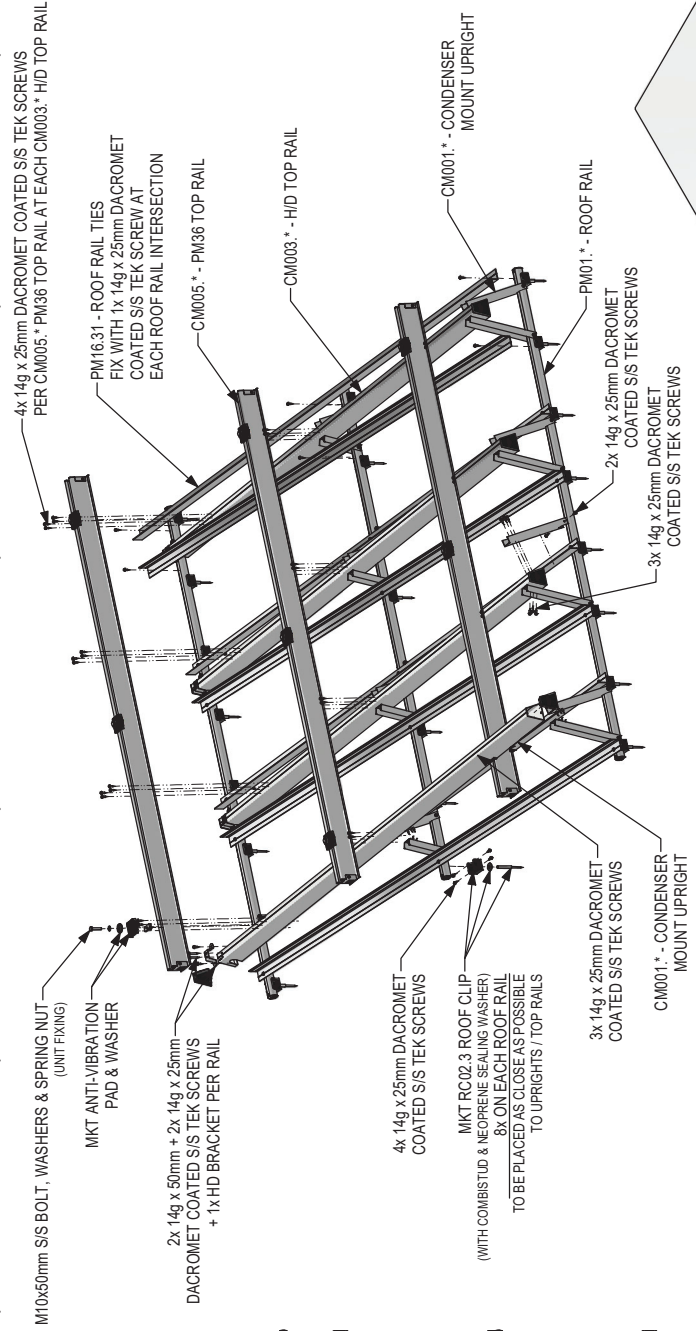


FRONT VIEW

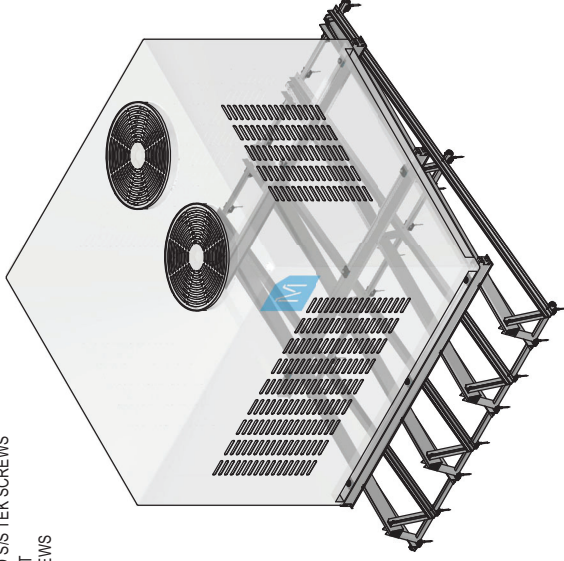
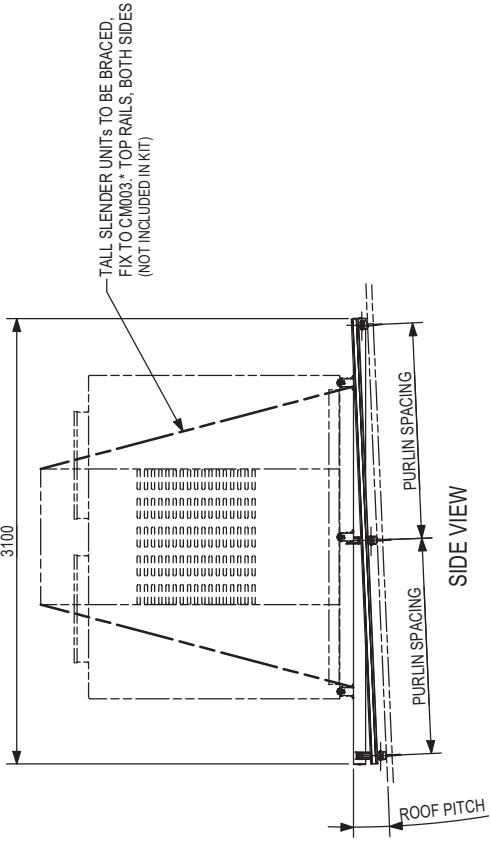
DESIGN CRITERIA:

IMPORTANCE LEVEL = 2
 SOIL CLASS = C (Worst Case)
 SEISMIC HAZARD FACTOR (Z) ≤ 0.15
 HORIZONTAL SEISMIC ACCELERATION ≤ 0.5G
 WIND REGIONS: A & B
 WIND EXPOSURE: UP TO 30m ABOVE GROUND

F



PART EXPLODED VIEW




1000kg TOP FIX CONDENSER MOUNT	
MONKEYTOE GROUP	
DWG No: CM10-AU-1	04/05/2022
SHEET 1 OF 1	A3
SCALE: NTS	REV: 1
DO NOT SCALE DIMENSIONS IN MILLIMETERS	



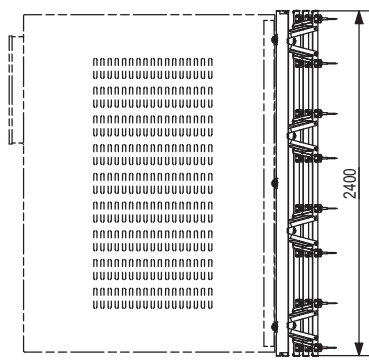
EVERYTHING BETTER
 1800 875 808 - www.monkeytoe.com.au

1 | 2 | 3 | 4 | 5 | 6 | 7 | 8

CONFIGURATIONS		
CODE	MAX. PURLIN SPACING	MAX. ROOF PITCH
CM10.30.1	1200mm	3°
CM10.30.3	1500mm	2.5°
	1200mm	6°
CM10.30.6	1500mm	5°
	1200mm	13°
	1500mm	11°



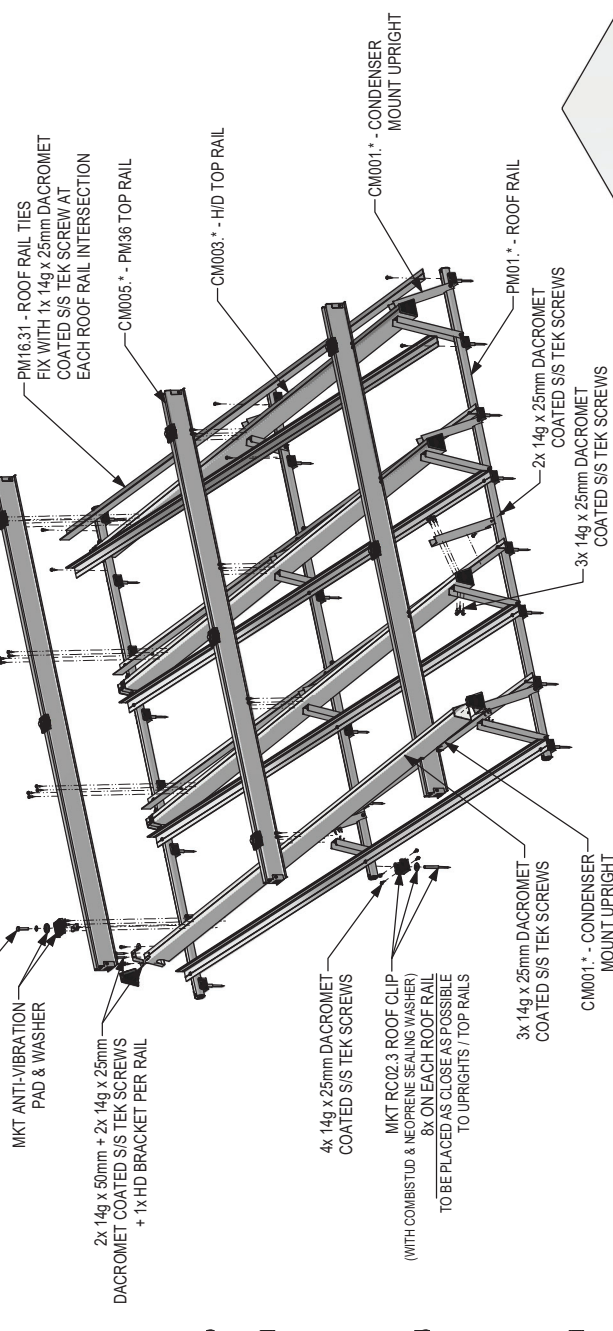
PLAN VIEW



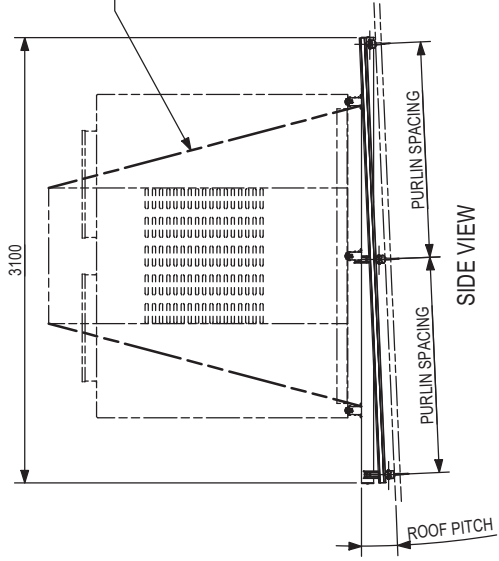
FRONT VIEW

DESIGN CRITERIA:
 IMPORTANCE LEVEL = 2
 SOIL CLASS = C (Worst Case)
 SEISMIC HAZARD FACTOR (Z) ≤ 0.42
 HORIZONTAL SEISMIC ACCELERATION ≤ 2.2G
 WIND REGIONS: NZ1 - 4
 WIND EXPOSURE: UP TO 30m ABOVE GROUND

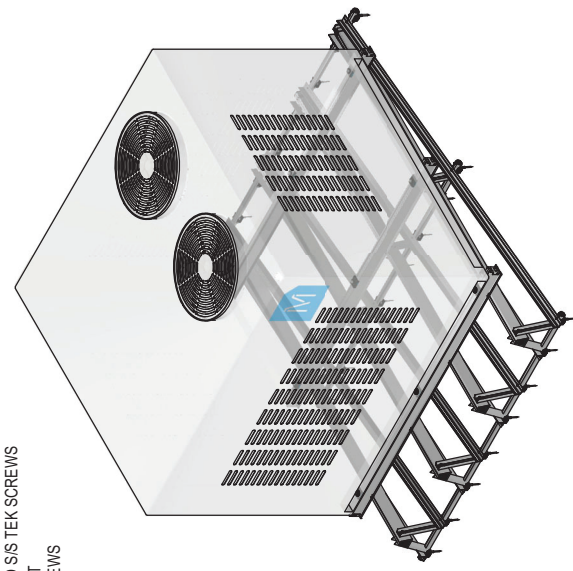
M10x50mm S/S BOLT, WASHERS & SPRING NUT (UNIT FIXING)
 MKT ANTI-VIBRATION PAD & WASHER
 2x 14g x 50mm + 2x 14g x 25mm DACROMET COATED S/S TEK SCREWS + 1x HD BRACKET PER RAIL



PART EXPLODED VIEW



SIDE VIEW



1000kg TOP FIX CONDENSER MOUNT	
MONKEYTOE GROUP	
DWG No: CM10-NZ-1	04/05/2022
SHEET 1 OF 1	A3
SCALE: NTS	REV: 1
DO NOT SCALE	
DIMENSIONS IN MILLIMETERS	

Monkeytoe

EVERYTHING BETTER
 0800 658 637 - www.monkeytoe.co.nz